

Oakland campus-main
Barbering
Day schedule

Annual Report: **2022** School Number: **001104** School Name: **Moler Barber College** Type: **Main** Annual Report Status: **Submitted**

Address1: **3815 Telegraph Ave.** City: **Oakland** State: **CA** Zip: **94609-2419**

You must SAVE the G&E form to calculate totals

Cancel

☒ Complete

Save



Approved Program Title:	Barbering Course				
Program Code:	800				
Credential:	Certificate				
Report Date:	7/2022	Program Length in Months:	10	DAY program	
Beginning Date:	1/2020	End Date:	12/2020		

Is this chart for a satellite location? ☐ Yes ☒ No

Is this chart for a program offered 100% via Distance Education? ☐ Yes ☒ No

REPORTING PERIOD

Class Start Date (eg 01/19):	01/20	02/20	03/20	04/20	05/20	06/20	07/20	08/20	09/20	10/20	11/20	12/20	Total	%
Number Started:	3	4	2	0	0	0	0	0	3	0	1	0	13	
Transfers to Another Program/Cohort:	0	0	0	0	0	0	0	0	1	0	0	0	1	8%
Transfers from Another Program/Cohort:	0	0	0	0	0	0	0	0	0	0	0	0	0	0%
Total Starts (+/- Transfers):	3	4	2	0	0	0	0	0	2	0	1	0	12	
Unavailable for Graduation:	1	2	2	0	0	0	0	0	0	0	1	0	6	50%
Students Available For Graduation:	2	2	0	0	0	0	0	0	2	0	0	0	6	50%
Withdrawn/Terminated Students:	1	0	0	0	0	0	0	0	0	0	0	0	1	8%
Graduates within 150% Program Length:	1	2	0	0	0	0	0	0	2	0	0	0	5	83%
	50%	100%	0%	0%	0%	0%	0%	0%	100%	0%	0%	0%		83%

Graduates - Further Education: 	0	0	0	0	0	0	0	0	0	0	0	0	0	0%
Graduates - Unavailable for Employment: 	0	0	0	0	0	0	0	0	0	0	0	0	0	0%
Graduates - Available for Employment:	2	1	0	0	0	0	0	2	5	2	2	2	16	100%
Graduates - Employed in Field:	2	1	0	0	0	0	0	2	3	1	1	2	12	75%
	100%	100%	0%	0%	0%	0%	0%	100%	60%	50%	50%	100%		75%
Graduates - Unrelated Occupation:	0	0	0	0	0	0	0	0	2	0	1	0	3	19%
Graduates - Unemployed:	0	0	0	0	0	0	0	0	0	1	0	0	1	6%
Graduates - Unknown:	0	0	0	0	0	0	0	0	0	0	0	0	0	0%
	0	0	0	0	0	0	0	0	0	0	0	0	0	0%
Employment Rate with Non-Graduated Employed Students	100%	100%	0%	0%	0%	0%	0%	100%	60%	50%	50%	100%		75%

Licensure / Certification Name:	State of CA Board of Barbering and Cosmetology													
1. Class Start Date:	01/20	02/20	03/20	04/20	05/20	06/20	07/20	08/20	09/20	10/20	11/20	12/20		
2. Number of Graduates:	2	1	0	0	0	0	0	2	5	2	2	2	16	
3. # of Graduates Taking Exam:	2	1	0	0	0	0	0	2	4	1	2	2	14	
4. # of Graduates Passing Exam:	2	1	0	0	0	0	0	2	3	1	1	2	12	
5. Percentage of Grads Passing Exam:	100	100	0	0	0	0	0	100	75	100	50	100	86	Avg.
Licensure / Certification Examination Agency Rate:	0	0	0	0	0	0	0	0	0	0	0	0	0	0



Log Off
001104
Timeout:
44.9 minutes

Annual Report

Programs

School Info

DMS

HELP ?

Annual Report: **2022** School Number: **001104** School Name: **Moler Barber College** Type: **Main** Annual Report Status: **Submitted**
Address1: **3815 Telegraph Ave.** City: **Oakland** State: **CA** Zip: **94609-2419**

San Pablo Campus
Barbering
Night Program

GRADUATION AND EMPLOYMENT CHART

You must SAVE the G&E form to calculate totals

Cancel

☒ Complete



Save

Approved Program Title:	Barbering Course				
Program Code:	800				
Credential:	Certificate				
Report Date:	7/2022	Program Length in Months:	12		
Beginning Date:	10/2019	End Date:	9/2020		

Is this chart for a satellite location? ☒ Yes ☐ No

Is this chart for a program offered 100% via Distance Education? ☐ Yes ☒ No

Class Start Date (eg 01/19):	10/19	11/19	12/19	01/20	02/20	03/20	04/20	05/20	06/20	07/20	08/20	09/20	Total	%
Number Started:	4	2	1	2	3	0	0	0	0	0	1	3	16	
Transfers to Another Program/Cohort:	0	0	0	0	0	0	0	0	0	0	0	1	1	6%
Transfers from Another Program/Cohort:	0	0	0	0	0	0	0	0	0	0	0	0	0	0%
Total Starts (+/- Transfers):	4	2	1	2	3	0	0	0	0	0	1	2	15	
Unavailable for Graduation:	2	1	1	1	2	0	0	0	0	0	0	2	9	60%
Students Available For Graduation:	2	1	0	1	1	0	0	0	0	0	1	0	6	40%
Withdrawn/Terminated Students:	0	0	0	0	0	0	0	0	0	0	0	0	0	0%
Graduates within 150% Program Length:	2	1	0	1	1	0	0	0	0	0	1	0	6	100%
	100%	100%	0%	100%	100%	0%	0%	0%	0%	0%	100%	0%		100%

Graduates - Further Education: 	0	0	0	0	0	0	0	0	0	0	0	0	0	0%
Graduates - Unavailable for Employment: 	0	0	0	0	0	0	0	0	0	0	0	0	0	0%
Graduates - Available for Employment:	2	1	0	1	1	0	0	0	0	0	1	0	6	100%
Graduates - Employed in Field:	2	1	0	0	1	0	0	0	0	0	1	0	5	83%
	100%	100%	0%	0%	100%	0%	0%	0%	0%	0%	100%	0%		83%
Graduates - Unrelated Occupation:	0	0	0	0	0	0	0	0	0	0	0	0	0	0%
Graduates - Unemployed:	0	0	0	0	0	0	0	0	0	0	0	0	0	0%
Graduates - Unknown:	0	0	0	1	0	0	0	0	0	0	0	0	1	17%
	0	0	0	0	0	0	0	0	0	0	0	0	0	0%
Employment Rate with Non-Graduated Employed Students	100%	100%	0%	0%	100%	0%	0%	0%	0%	0%	100%	0%		83%

LICENSURE / CERTIFICATION EXAMINATION PASS DATES CHART

Licensure / Certification Name:	State of CA Board of Barbering and Cosmetology													
1. Class Start Date:	10/19	11/19	12/19	01/20	02/20	03/20	04/20	05/20	06/20	07/20	08/20	09/20		
2. Number of Graduates:	2	1	0	1	1	0	0	0	0	0	1	0	6	
3. # of Graduates Taking Exam:	2	1	0	0	1	0	0	0	0	0	1	0	5	
4. # of Graduates Passing Exam:	2	1	0	0	1	0	0	0	0	0	0	0	4	
5. Percentage of Grads Passing Exam:	100	100	0	0	100	0	0	0	0	0	0	0	80	Avg.
Licensure / Certification Examination Agency Rate:	0	0	0	0	0	0	0	0	0	0	0	0	0	0
Cancel												Save		



Log Off
001104
Timeout:
45.0 minutes

Annual Report

Programs

School Info

DMS

HELP ?

Annual Report: 2022

School Number: 001104

School Name: Moler Barber College

Type: Main

Annual Report Status: Submitted

3815

Address1: Telegraph Ave.

City: Oakland State: CA

Zip: 94609-2419

Hayward
Barbering
Day program

GRADUATION AND EMPLOYMENT CHART

You must SAVE the G&E form to calculate totals

Cancel

☒ Complete



Save

Approved Program Title:	Barbering Course				
Program Code:	800				
Credential:	Certificate				
Report Date:	7/2022	Program Length in Months:	10		
Beginning Date:	1/2020	End Date:	12/2020		

Is this chart for a satellite location? ☒ Yes ☐ No

Is this chart for a program offered 100% via Distance Education? ☐ Yes ☒ No

Class Start Date (eg 01/19):	01/20	02/20	03/20	04/20	05/20	06/20	07/20	08/20	09/20	10/20	11/20	12/20	Total	%
Number Started:	3	3	2	0	0	0	0	2	1	6	4	1	22	
Transfers to Another Program/Cohort:	0	0	0	0	0	0	0	1	0	0	0	0	1	5%
Transfers from Another Program/Cohort:	0	0	0	0	0	0	0	0	0	0	0	0	0	0%
Total Starts (+/- Transfers):	3	3	2	0	0	0	0	1	1	6	4	1	21	
Unavailable for Graduation:	2	1	2	0	0	0	0	1	1	3	2	0	12	57%
Students Available For Graduation:	1	2	0	0	0	0	0	0	0	3	2	1	9	43%
Withdrawn/Terminated Students:	0	0	0	0	0	0	0	0	0	0	0	0	0	0%
Graduates within 150% Program Length:	1	2	0	0	0	0	0	0	0	3	2	1	9	100%
	100%	100%	0%	0%	0%	0%	0%	0%	0%	100%	100%	100%		100%

Graduates - Further Education: 	0	0	0	0	0	0	0	0	0	0	1	0	0	0%
Graduates - Unavailable for Employment: 	0	0	0	0	0	0	0	0	0	0	0	0	0	0%
Graduates - Available for Employment:	1	2	0	0	0	0	0	0	0	3	1	1	8	89%
Graduates - Employed in Field:	1	1	0	0	0	0	0	0	0	2	1	1	6	75%
EMPLOYMENT RATE	100%	50%	0%	0%	0%	0%	0%	0%	0%	67%	100%	100%		75%
Graduates - Unrelated Occupation:	0	0	0	0	0	0	0	0	0	0	0	0	0	0%
Graduates - Unemployed:	0	0	0	0	0	0	0	0	0	0	0	0	0	0%
Graduates - Unknown:	0	1	0	0	0	0	0	0	0	1	0	0	2	25%
EMPLOYMENT RATE WITH NON-GRADUATED EMPLOYED STUDENTS	100%	50%	0%	0%	0%	0%	0%	0%	0%	67%	100%	100%		75%

LICENSURE / CERTIFICATION EXAMINATION PASS DATES CHART

Licensure / Certification Name:	State of CA Board of Barbering and Cosmetology													
1. Class Start Date:	01/20	02/20	03/20	04/20	05/20	06/20	07/20	08/20	09/20	10/20	11/20	12/20		
2. Number of Graduates:	1	2	0	0	0	0	0	0	0	3	2	1	9	
3. # of Graduates Taking Exam:	1	1	0	0	0	0	0	0	0	3	2	1	8	
4. # of Graduates Passing Exam:	1	1	0	0	0	0	0	0	0	2	1	1	6	
5. Percentage of Grads Passing Exam:	100	100	0	0	0	0	0	0	0	67	50	100	75	Avg.
Licensure / Certification Examination Agency Rate:	0	0	0	0	0	0	0	0	0	0	0	0	0	0
<div>Cancel</div>										<div>Save</div>				

Annual Report: 2022 School Number: 001104 School Name: Moler Barber College Type: Main Annual Report Status: Submitted
Address1: 3815 Telegraph Ave. City: Oakland State: CA Zip: 94609-2419

Hayward campus
Barberins
Night Program

GRADUATION AND EMPLOYMENT CHART

You must SAVE the G&E form to calculate totals

Cancel Complete Save

Approved Program Title: Barbering Course

Program Code: 800

Credential: Certificate

Report Date: 7/2022 Program Length in Months: 12

Beginning Date: 10/2019 End Date: 9/2020

Is this chart for a satellite location? Yes No

Is this chart for a program offered 100% via Distance Education? Yes No

Class Start Date (eg 01/19):	10/19	11/19	12/19	01/20	02/20	03/20	04/20	05/20	06/20	07/20	08/20	09/20	Total	%
Number Started:	2	0	1	3	1	0	0	0	0	0	1	2	10	
Transfers to Another Program/Cohort:	0	0	0	0	0	0	0	0	0	0	0	0	0	0%
Transfers from Another Program/Cohort:	0	0	0	0	0	0	0	0	0	0	0	0	0	0%
Total Starts (+/- Transfers):	2	0	1	3	1	0	0	0	0	0	1	2	10	
Unavailable for Graduation:	2	0	0	3	0	0	0	0	0	0	1	1	7	70%
Students Available For Graduation:	0	0	1	0	1	0	0	0	0	0	0	1	3	30%
Withdrawn/Terminated Students:	0	0	0	0	0	0	0	0	0	0	0	0	0	0%
Graduates within 150% Program Length:	0	0	1	0	1	0	0	0	0	0	0	1	3	100%
	0%	0%	100%	0%	100%	0%	0%	0%	0%	0%	0%	100%		100%

Graduates - Further Education:	0	0	0	0	0	0	0	0	0	0	0	0	0	0%
Graduates - Unavailable for Employment:	0	0	0	0	0	0	0	0	0	0	0	0	0	0%
Graduates - Available for Employment:	0	0	1	0	1	0	0	0	0	0	0	0	2	67%
Graduates - Employed in Field:	0	0	1	0	1	0	0	0	0	0	0	0	2	100%
	0%	0%	100%	0%	100%	0%	0%	0%	0%	0%	0%	0%		100%
Graduates - Unrelated Occupation:	0	0	0	0	0	0	0	0	0	0	0	0	0	0%
Graduates - Unemployed:	0	0	0	0	0	0	0	0	0	0	0	0	0	0%
Graduates - Unknown:	0	0	0	0	0	0	0	0	0	0	0	0	0	0%
	0	0	0	0	0	0	0	0	0	0	0	0	0	0%
Employment Rate with Non-Graduated Employed Students	0%	0%	100%	0%	100%	0%	0%	0%	0%	0%	0%	0%		100%

Licensure / Certification Name:	State of CA Board of Barbering and Cosmetology													
1. Class Start Date:	10/19	11/19	12/19	01/20	02/20	03/20	04/20	05/20	06/20	07/20	08/20	09/20		
2. Number of Graduates:	0	0	1	0	1	0	0	0	0	0	0	1	3	
3. # of Graduates Taking Exam:	0	0	1	0	1	0	0	0	0	0	0	0	2	
4. # of Graduates Passing Exam:	0	0	1	0	1	0	0	0	0	0	0	0	2	
5. Percentage of Grads Passing Exam:	0	0	100	0	100	0	0	0	0	0	0	0	100	Avg.
Licensure / Certification Examination Agency Rate:	0	0	0	0	0	0	0	0	0	0	0	0	0	0
Cancel												Save		

Hayward satellite campus - Cosmetology program - Night schedule

Annual Report: 2022

Address1: 3815 Telegraph Ave.

School Number: 001104

City:

School Name: **Moler Barber College**

State: CA


Type: Main

Zip: 94609-2419

Annual Report Status: **Submitted**

GRADUATION AND EMPLOYMENT CHART

You must SAVE the G&E form to calculate totals

<input type="button" value="Cancel"/>		<input checked="" type="checkbox"/> Complete		<input type="button" value="Save"/>	
Approved Program Title:	Cosmetology				
Program Code:	810				
Credential:	Certificate				
Report Date:	7/2022	Program Length in Months: 	13		
Beginning Date:	9/2019	End Date:	8/2020		

Is this chart for a satellite location? ☒ Yes ☐ No

Is this chart for a program offered 100% via Distance Education? ☐ Yes ☒ No

REPORTING PERIOD

Class Start Date (eg 01/19):	09/19	10/19	11/19	12/19	01/20	02/20	03/20	04/20	05/20	06/20	07/20	08/20	Total	%
Number Started:	5	0	1	0	1	2	0	0	0	0	0	2	11	
Transfers to Another Program/Cohort:	0	0	0	0	0	0	0	0	0	0	0	0	0	0%
Transfers from Another Program/Cohort:	0	0	0	0	0	0	0	0	0	0	0	0	0	0%
Total Starts (+/- Transfers):	5	0	1	0	1	2	0	0	0	0	0	2	11	
Unavailable for Graduation: 📍	4	0	1	0	0	0	0	0	0	0	0	2	7	64%
Students Available For Graduation:	1	0	0	0	1	2	0	0	0	0	0	0	4	36%
Withdrawn/Terminated Students:	0	0	0	0	0	0	0	0	0	0	0	0	0	0%
Graduates within 150% Program Length:	1	0	0	0	1	2	0	0	0	0	0	0	4	100%
GRADUATION RATE	100%	0%	0%	0%	100%	100%	0%	0%	0%	0%	0%	0%		100%
Graduates - Further Education: 📍	0	0	0	0	0	0	0	0	0	0	0	0	0	0%
Graduates - Unavailable for Employment: 📍	0	0	0	0	0	0	0	0	0	0	0	0	0	0%
Graduates - Available for Employment:	1	0	0	0	1	2	0	0	0	0	0	0	4	100%
Graduates - Employed in Field:	1	0	0	0	1	2	0	0	0	0	0	0	4	100%
EMPLOYMENT RATE	100%	0%	0%	0%	100%	100%	0%	0%	0%	0%	0%	0%		100%
Graduates - Unrelated Occupation:	0	0	0	0	0	0	0	0	0	0	0	0	0	0%
Graduates - Unemployed:	0	0	0	0	0	0	0	0	0	0	0	0	0	0%
Graduates - Unknown:	0	0	0	0	0	0	0	0	0	0	0	0	0	0%
Non-Graduated Students Who Obtained Training Related Employment	0	0	0	0	0	0	0	0	0	0	0	0	0	0%
Employment Rate with Non-Graduated Employed Students	100%	0%	0%	0%	100%	100%	0%	0%	0%	0%	0%	0%		100%

Licensure / Certification Examination Pass Rates Chart

[illegible]

Hayward satellite campus - Cosmetology program - DAY

Annual Report: 2022

School Number: 001104

School Name: **Moler Barber College**

Type: Main

Annual Report Status: **Submitted**

Address1: 3815 Telegraph Ave.

City:

Oakland

State:

CA

Zip: 94609-2419

GRADUATION AND EMPLOYMENT CHART

You must SAVE the G&E form to calculate totals

Cancel

☒ Complete

Save

Approved Program Title:	Cosmetology
-------------------------	-------------

Program Code:	810
---------------	-----

Credential:	Certificate
-------------	-------------

Report Date:	7/2022	Program Length in Months:
--------------	--------	---------------------------

Beginning Date:	12/2019	End Date:	11/2020
-----------------	---------	-----------	---------

Is this chart for a satellite location? ☒ Yes ☐ No

Is this chart for a program offered 100% via Distance Education? ☐ Yes ☒ No [?](#)

REPORTING PERIOD

Class Start Date (eg 01/19):	12/19	01/20	02/20	03/20	04/20	05/20	06/20	07/20	08/20	09/20	10/20	11/20	Total	%
Number Started:	1	1	0	0	0	0	0	0	1	6	1	0	10	
Transfers to Another Program/Cohort:	0	0	0	0	0	0	0	0	1	0	0	0	1	10%
Transfers from Another Program/Cohort:	0	0	0	0	0	0	0	0	0	0	0	0	0	0%
Total Starts (+/- Transfers):	1	1	0	0	0	0	0	0	0	6	1	0	9	
Unavailable for Graduation:	0	1	0	0	0	0	0	0	0	4	0	0	5	56%
Students Available For Graduation:	1	0	0	0	0	0	0	0	0	2	1	0	4	44%
Withdrawn/Terminated Students:	0	0	0	0	0	0	0	0	0	0	0	0	0	0%
Graduates within 150% Program Length:	1	0	0	0	0	0	0	0	0	2	1	0	4	100%
GRADUATION RATE	100%	0%	0%	0%	0%	0%	0%	0%	0%	100%	100%	0%		100%
Graduates - Further Education:	0	0	0	0	0	0	0	0	0	0	0	0	0	0%
Graduates - Unavailable for Employment:	0	0	0	0	0	0	0	0	0	0	0	0	0	0%
Graduates - Available for Employment:	1	0	0	0	0	0	0	0	0	2	1	0	4	100%
Graduates - Employed in Field:	1	0	0	0	0	0	0	0	0	1	1	0	3	75%
EMPLOYMENT RATE	100%	0%	0%	0%	0%	0%	0%	0%	0%	50%	100%	0%		75%
Graduates - Unrelated Occupation:	0	0	0	0	0	0	0	0	0	0	0	0	0	0%
Graduates - Unemployed:	0	0	0	0	0	0	0	0	0	0	0	0	0	0%
Graduates - Unknown:	0	0	0	0	0	0	0	0	0	1	0	0	1	25%
Non-Graduated Students Who Obtained Training Related Employment	0	0	0	0	0	0	0	0	0	0	0	0	0	0%
Employment Rate with Non-Graduated Employed Students	100%	0%	0%	0%	0%	0%	0%	0%	0%	50%	100%	0%		75%

LICENSURE / CERTIFICATION EXAMINATION PASS RATES CHART

[illegible]

San Pablo satellite campus - Cosmetology program

Annual Report: 2022

School Number: 001104

School Name: **Moier Barber College** Type: **Main**

Type: Main

Annual Report Status: **Submitted**

Address1: 3815 Telegraph Ave.

City:

Oakland

State:

CA




Zip: 94609-2419

GRADUATION AND EMPLOYMENT CHART

You must SAVE the G&E form to calculate totals

<input type="button" value="Cancel"/>		<input checked="" type="checkbox"/> Complete		<input type="button" value="Save"/>	
Approved Program Title:	Cosmetology				
Program Code:	810				
Credential:	Certificate				
Report Date:	7/2022	Program Length in Months:	11		
Beginning Date:	12/2019	End Date:	11/2020		
Is this chart for a satellite location? <input checked="" type="radio"/> Yes <input type="radio"/> No					
Is this chart for a program offered 100% via Distance Education? <input type="radio"/> Yes <input checked="" type="radio"/> No					

REPORTING PERIOD

Class Start Date (eg 01/19):	12/19	01/20	02/20	03/20	04/20	05/20	06/20	07/20	08/20	09/20	10/20	11/20	Total	%
Number Started:	0	0	0	1	0	0	0	0	1	4	1	1	8	
Transfers to Another Program/Cohort:	0	0	0	0	0	0	0	0	0	1	0	0	1	13%
Transfers from Another Program/Cohort:	0	0	0	0	0	0	0	0	0	0	0	0	0	0%
Total Starts (+/- Transfers):	0	0	0	1	0	0	0	0	1	3	1	1	7	
Unavailable for Graduation: 	0	0	0	1	0	0	0	0	0	3	1	1	6	86%
Students Available For Graduation:	0	0	0	0	0	0	0	0	1	0	0	0	1	14%
Withdrawn/Terminated Students:	0	0	0	0	0	0	0	0	0	0	0	0	0	0%
Graduates within 150% Program Length:	0	0	0	0	0	0	0	0	1	0	0	0	1	100%
GRADUATION RATE	0%	0%	0%	0%	0%	0%	0%	0%	100%	0%	0%	0%		100%
Graduates - Further Education: 	0	0	0	0	0	0	0	0	0	0	0	0	0	0%
Graduates - Unavailable for Employment: 	0	0	0	0	0	0	0	0	0	0	0	0	0	0%
Graduates - Available for Employment:	0	0	0	0	0	0	0	0	1	0	0	0	1	100%
Graduates - Employed in Field:	0	0	0	0	0	0	0	0	1	0	0	0	1	100%
EMPLOYMENT RATE	0%	0%	0%	0%	0%	0%	0%	0%	100%	0%	0%	0%		100%
Graduates - Unrelated Occupation:	0	0	0	0	0	0	0	0	0	0	0	0	0	0%
Graduates - Unemployed:	0	0	0	0	0	0	0	0	0	0	0	0	0	0%
Graduates - Unknown:	0	0	0	0	0	0	0	0	0	0	0	0	0	0%
Non-Graduated Students Who Obtained Training Related Employment	0	0	0	0	0	0	0	0	0	0	0	0	0	0%
Employment Rate with Non-Graduated Employed Students	0%	0%	0%	0%	0%	0%	0%	0%	100%	0%	0%	0%		100%

LICENSURE / CERTIFICATION EXAMINATION PASS RATES CHART

[illegible]