



Log Off
072624
Timeout:
44.9 minutes

Annual Report

Programs

School Info

DMS

[HELP ?](#)

Annual Report: **2021**

School Number: **072624**

School Name: **Cosmetology College/Division**

Type: **Branch**

Annual Report Status: **Not Submitted**

Address1: **955 Monroe St.**

City: **Santa Clara**State: **CA**

Zip: **95050**

Graduation and Employment Chart Saved

GRADUATION AND EMPLOYMENT CHART

You must SAVE the G&E form to calculate totals

Cancel

☒ Complete

Save

Approved Program Title:

Cosmetology

Program Code:

810

Credential:

Certificate

Report Date:

7/1/2021

Program Length in Months:

12

Beginning Date:

10/2018

End Date:




9/2019

CALCULATE

Is this chart for a satellite location? ☐ Yes ☒ No

Is this chart for a program offered 100% via Distance Education? ☐ Yes ☒ No

REPORTING PERIOD

Class Start Date (eg 01/19):	10/18	11/18	12/18	01/19	02/19	03/19	04/19	05/19	06/19	07/19	08/19	09/19	Total	%
Number Started:	0	1	2	3	2	0	1	2	0	1	3	2	17	
Transfers to Another Program/Cohort:	0	0	0	0	0	0	0	0	0	0	0	0	0	0%
Transfers from Another Program/Cohort:	0	0	0	0	0	0	0	0	0	0	0	0	0	0%
Total Starts (+/- Transfers):	0	1	2	3	2	0	1	2	0	1	3	2	17	
Unavailable for Graduation: 	0	1	0	2	2	0	0	0	0	1	1	1	8	47%
Students Available For Graduation:	0	0	2	1	0	0	1	2	0	0	2	1	9	53%
Withdrawn/Terminated Students:	0	0	2	0	0	0	1	1	0	0	0	0	4	24%
Graduates within 150% Program Length:	0	0	0	1	0	0	0	1	0	0	2	1	5	56%
GRADUATION RATE	0%	0%	0%	100%	0%	0%	0%	50%	0%	0%	100%	100%		56%
Graduates - Further Education: 	0	0	0	0	0	0	0	0	0	0	0	0	0	0%
Graduates - Unavailable for Employment: 	0	0	0	1	0	0	0	0	0	0	1	1	3	60%
Graduates - Available for Employment:	0	0	0	0	0	0	0	1	0	0	1	0	2	40%
Graduates - Employed in Field:	0	0	0	0	0	0	0	1	0	0	1	0	2	100%
EMPLOYMENT RATE	0%	0%	0%	0%	0%	0%	0%	100%	0%	0%	100%	0%		100%
Graduates - Unrelated Occupation:	0	0	0	0	0	0	0	0	0	0	0	0	0	0%
Graduates - Unemployed:	0	0	0	0	0	0	0	0	0	0	0	0	0	0%
Graduates - Unknown:	0	0	0	0	0	0	0	0	0	0	0	0	0	0%
Non-Graduated Students Who Obtained Training Related Employment	0	0	0	0	0	0	0	0	0	0	0	0	0	0%
Employment Rate with Non-Graduated Employed Students	0%	0%	0%	0%	0%	0%	0%	100%	0%	0%	100%	0%		100%

LICENSURE / CERTIFICATION EXAMINATION PASS RATES CHART

[illegible]



Log Off
072624
Timeout:
43.6 minutes

Annual Report

Programs

School Info

DMS

[HELP ?](#)

Annual Report: **2021**

School Number: **072624**

School Name: **Cosmetology College/Division**

Type: **Branch**

Annual Report Status: **Not Submitted**

Address1: **955 Monroe St.**

City: **Santa Clara**State: **CA**

Zip: **95050**

Graduation and Employment Chart Saved

GRADUATION AND EMPLOYMENT CHART

You must SAVE the G&E form to calculate totals

Cancel

☒ Complete

Save

Approved Program Title:

Cosmetology

Program Code:

810

Credential:

Certificate

Report Date:

7/1/2021

Program Length in Months:

12

Beginning Date:

10/2018

End Date:




9/2019

CALCULATE

Is this chart for a satellite location? ☐ Yes ☒ No

Is this chart for a program offered 100% via Distance Education? ☐ Yes ☒ No

REPORTING PERIOD

Class Start Date (eg 01/19):	10/18	11/18	12/18	01/19	02/19	03/19	04/19	05/19	06/19	07/19	08/19	09/19	Total	%
Number Started:	0	1	2	3	2	0	1	2	0	1	3	2	17	
Transfers to Another Program/Cohort:	0	0	0	0	0	0	0	0	0	0	0	0	0	0%
Transfers from Another Program/Cohort:	0	0	0	0	0	0	0	0	0	0	0	0	0	0%
Total Starts (+/- Transfers):	0	1	2	3	2	0	1	2	0	1	3	2	17	
Unavailable for Graduation: 	0	1	0	2	2	0	0	0	0	1	1	1	8	47%
Students Available For Graduation:	0	0	2	1	0	0	1	2	0	0	2	1	9	53%
Withdrawn/Terminated Students:	0	0	2	0	0	0	1	1	0	0	0	0	4	24%
Graduates within 150% Program Length:	0	0	0	1	0	0	0	1	0	0	2	1	5	56%
GRADUATION RATE	0%	0%	0%	100%	0%	0%	0%	50%	0%	0%	100%	100%		56%
Graduates - Further Education: 	0	0	0	0	0	0	0	0	0	0	0	0	0	0%
Graduates - Unavailable for Employment: 	0	0	0	1	0	0	0	0	0	0	1	1	3	60%
Graduates - Available for Employment:	0	0	0	0	0	0	0	1	0	0	1	0	2	40%
Graduates - Employed in Field:	0	0	0	0	0	0	0	1	0	0	1	0	2	100%
EMPLOYMENT RATE	0%	0%	0%	0%	0%	0%	0%	100%	0%	0%	100%	0%		100%
Graduates - Unrelated Occupation:	0	0	0	0	0	0	0	0	0	0	0	0	0	0%
Graduates - Unemployed:	0	0	0	0	0	0	0	0	0	0	0	0	0	0%
Graduates - Unknown:	0	0	0	0	0	0	0	0	0	0	0	0	0	0%
Non-Graduated Students Who Obtained Training Related Employment	0	0	0	0	0	0	0	0	0	0	0	0	0	0%
Employment Rate with Non-Graduated Employed Students	0%	0%	0%	0%	0%	0%	0%	100%	0%	0%	100%	0%		100%

LICENSURE / CERTIFICATION EXAMINATION PASS RATES CHART

[illegible]